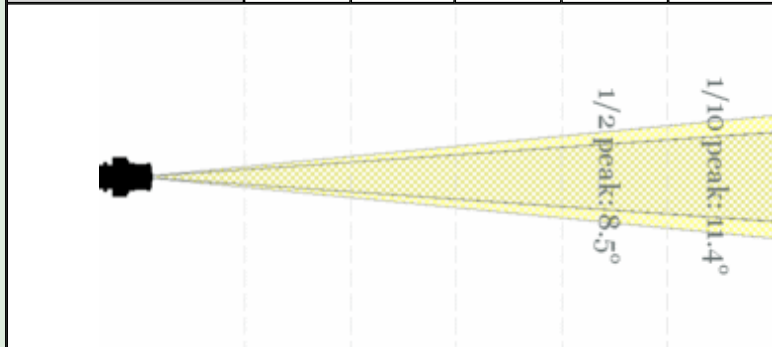


Standard (RGBW LEDs on) , Zoom at Minimum (11.4°)

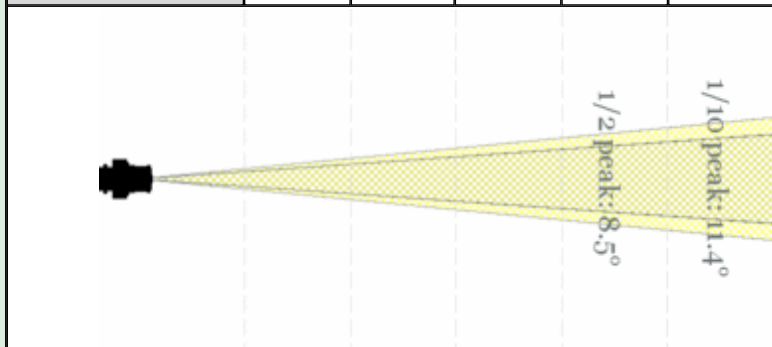
Distance (ft.)	10	20	30	39	49
1/10 peak	2.0	4.0	6.0	7.8	9.8
1/2 peak	1.5	3.0	4.5	5.8	7.3
Illuminance (fc)	1440	360	160	95	60



Efficacy
15 lumens per watt
Half-peak diameter
0.15 X distance(ft)
One-tenth peak diameter
0.20 X distance(ft)
Illuminance
$144000 / \text{distance}^2$ (fc)
Total Output
2900 (lumens)

Standard (Only white LEDs on) , Zoom at Minimum (11.4°)

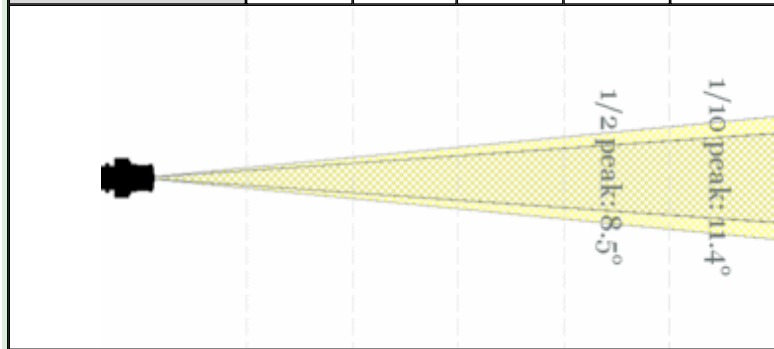
Distance (ft.)	7	13	20	26	33
1/10 peak	1.4	2.6	4.0	5.2	6.6
1/2 peak	1.0	1.9	3.0	3.9	4.9
Illuminance (fc)	1469	426	180	107	66



Efficacy
21.6 lumens per watt
Half-peak diameter
0.15 X distance(ft)
One-tenth peak diameter
0.20 X distance(ft)
Illuminance
$72000 / \text{distance}^2$ (fc)
Total Output
1300 (lumens)

Standard (Only red LEDs on) , Zoom at Minimum (11.4°)

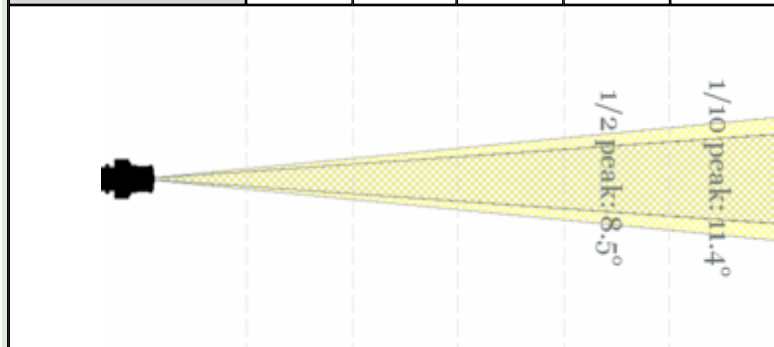
Distance (ft.)	3	7	10	13	16
1/10 peak	0.6	1.4	2.0	2.6	3.2
1/2 peak	0.5	1.0	1.5	1.9	2.4
Illuminance (fc)	2778	510	250	148	98



Efficacy
7.5 lumens per watt
Half-peak diameter
0.15 X distance(ft)
One-tenth peak diameter
0.20 X distance(ft)
Illuminance
$25000 / \text{distance}^2$ (fc)
Total Output
490 (lumens)

Standard (Only green LEDs on) , Zoom at Minimum (11.4°)

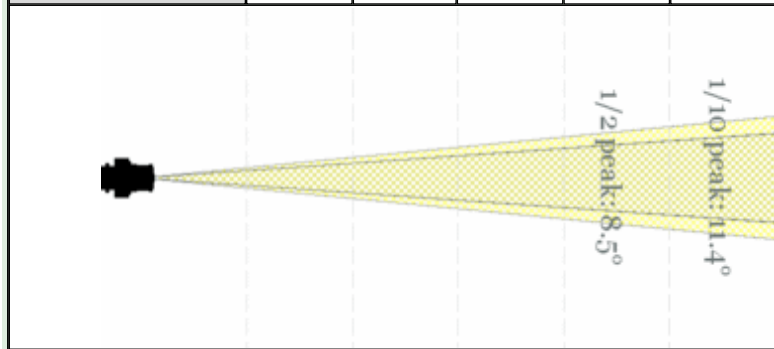
Distance (ft.)	5	10	15	20	25
1/10 peak	1.0	2.0	3.0	4.0	5.0
1/2 peak	0.7	1.5	2.2	3.0	3.7
Illuminance (fc)	2240	560	249	140	90



Efficacy
21.9 lumens per watt
Half-peak diameter
0.15 X distance(ft)
One-tenth peak diameter
0.20 X distance(ft)
Illuminance
$56000 / \text{distance}^2$ (fc)
Total Output
1100 (lumens)

Standard (Only blue LEDs on) , Zoom at Minimum (11.4°)

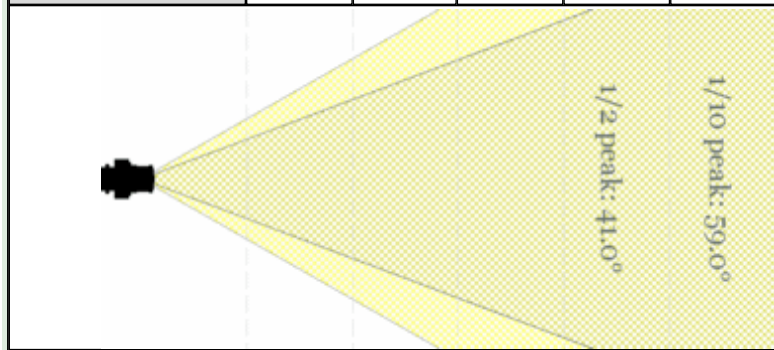
Distance (ft.)	3	7	10	13	16
1/10 peak	0.6	1.4	2.0	2.6	3.2
1/2 peak	0.5	1.0	1.5	1.9	2.4
Illuminance (fc)	1111	204	100	59	39



Efficacy
3 lumens per watt
Half-peak diameter
0.15 X distance(ft)
One-tenth peak diameter
0.20 X distance(ft)
Illuminance
$10000 / \text{distance}^2$ (fc)
Total Output
190 (lumens)

Standard (RGBW LEDs on) , Zoom at Maximum (59°)

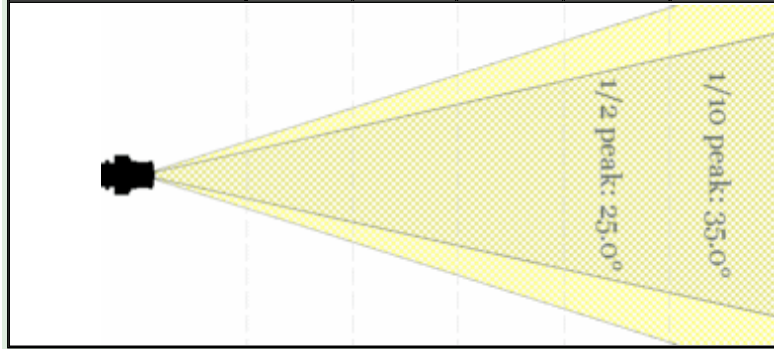
Distance (ft.)	3	7	10	13	16
1/10 peak	3.4	7.9	11.3	14.7	18.1
1/2 peak	2.2	5.2	7.5	9.7	12.0
Illuminance (fc)	944	173	85	50	33



Efficacy
20.1 lumens per watt
Half-peak diameter
0.75 X distance(ft)
One-tenth peak diameter
1.13 X distance(ft)
Illuminance
$8500 / \text{distance}^2$ (fc)
Total Output
3800 (lumens)

Standard (RGBW LEDs on) , Zoom at Median (35°)

Distance (ft.)	3	7	10	13	16
1/10 peak	1.9	4.4	6.3	8.2	10.1
1/2 peak	1.3	3.1	4.4	5.8	7.1
Illuminance (fc)	2556	469	230	136	90



Efficacy
19.1 lumens per watt
Half-peak diameter
0.44 X distance(ft)
One-tenth peak diameter
0.63 X distance(ft)
Illuminance
$23000 / \text{distance}^2$ (fc)
Total Output
3600 (lumens)