Installation Manual

365nm Ultraviolet Linear LED Lamps

L9T8/BLB
L15T8/BLB

SABLE LED®
BLACK LIGHT LED LAMPS

Table of Contents

Introduction	3
Safety Information	3
Specifications	4
Installation Precautions	5
Retrofit Instructions	6
Limited Warranty	10

Introduction

Congratulations on your purchase of a Wildfire SableLED UV-A LED lamp. SableLED is a revolutionary new 365nm black light LED tube lamp series from Wildfire that features genuine Wood's filter glass for true black light performance with the lowest visible light output of any black light LED lamp on the market. Available in 24" or 48" lengths. SableLED LED lamps are the ultimate black light fluorescent retrofit and can be used in any fixture designed or modified to accept self-ballasted, line voltage LED tube lamps. Please take a moment to read this manual thoroughly before attempting to install or operate this lamp. Improper installation or operation may cause damage to the lamp and void the warranty.

Safety Information

WARNING – RISK OF ELECTRIC SHOCK OR FIRE - LED TUBE RETROFIT INSTALLATION REQUIRES KNOWLEDGE OF LUMINAIRE ELECTRICAL SYSTEMS. INSTALLATION SHOULD BE PERFORMED ONLY BY A QUALIFIED ELECTRICIAN IN ACCORDANCE WITH THE NATIONAL ELECTRICAL CODE AND RELEVANT LOCAL CODE

WARNING – RISK OF ELECTRIC SHOCK OR FIRE - DO NOT INSTALL IN LUMINAIRES EMPLOYING SHUNTED OR JUMPERED LAMP HOLDERS. SUITABLE FOR USE WITH NON-SHUNTED BI-PIN LAMP HOLDERS ONLY.

WARNING – RISK OF ELECTRIC SHOCK OR FIRE - TO PREVENT WIRING DAMAGE OR ABRASION, DO NOT EXPOSE LUMINAIRE WIRING TO EDGES OF SHEET METAL OR OTHER SHARP OBJECTS DURING RETROFIT INSTALLATION.

WARNING – UV EMITTED FROM THIS LAMP – AVOID EYE AND SKIN EXPOSURE AT DISTANCES SHORTER THAN 3.3' (1M) DO NOT LOOK INTO THE BEAM DIRECTLY AT DISTANCES SHORTER THAN 3.3' (1M) OR VIEW THE BEAM DIRECTLY WITH OPTICAL INSTRUMENTS THAT MY CONCENTRATE THE LIGHT RADIATION OUTPUT.

CAUTION – WHEN USED IN ACCORDANCE WITH THE MANUFACTURERS OPERATING INSTRUCTIONS, NO HAZARDS EXIST TO MOST PEOPLE AT DISTANCES GREATER THAN 3.3' (1M) FROM THE LAMP. HOWEVER, INDIVIDUALS SUFFERING FROM A RANGE OF SUNLIGHT EXPOSURE DISORDERS, APHAKIC AND PSEUDOAPHIKIC, OR THOSE INDIVIDUALS RECEIVING PHOTOSENSITIVE MEDICATION MAY RECEIVE DISCOMFORT IF EXPOSED TO ULTRAVIOLET LIGHT.

Specifications

Lamp Base:
G13
Diameter:
T8 (1.00”)
Length:
L9T8/BLB - 24”
L15T8/BLB - 48”
Input Voltage:
120-277 VAC
Input Current:
L9T8/BLB - 0.15 Amps
L15T8/BLB - 0.15 Amps
Frequency:
50-60 Hz.
Power Factor:
0.83
Power Consumption:
L9T8/BLB - 9W
L15T8/BLB - 15W
UV Light Source:
L9T8/BLB - 32 .5W 2835, 365nm UV LED Emitters
L15T8/BLB - 72 .5W 2835, 365nm UV LED Emitters
Radiant Power:
L9T8/BLB - 400 mW/m^2 @ .5m
L30T9/BLB - 600 mW/m^2 @ .5m
Peak Wavelength:
365nm
Beam Angle:
240°
LED Life:
20,000Hr. at 25° C
Operating Temperature:
-4° to 113° F / -20° to 45° C
Humidity:
0-80% non-condensing
Listings:
UL Recognized (E492329), FCC Compliant
Warranty:
Three Year

Installation Precautions

- Disconnect power at the source before installation, inspection or removal. Do not simply switch off fixture.
- This lamp is rated at 120-277VAC. Installer must determine whether line voltage (120-277VAC) is available at the luminaire before installation.
- Not for use with luminaire ballast.
- Do not use if lamp is damaged.
- Do not open or modify lamp. No user serviceable parts inside.
- Do not apply external weight or mechanical force to the lamp tube or components.
- This lamp is non-dimmable, do not connect to a dimmer doing so will damage the lamp and void the warranty.
- Connect hot wiring to end cap marked “AC Input” only, opposite end cap is not connected do not wire.
- Do not make or alter any open holes in an enclosure of wiring or electrical components during retrofit installation.
- Installer should not disconnect existing wires from lamp holder terminals to make new connections at lamp holder terminals. Instead Installer should cut existing lamp holder leads away from the lamp holder and make new electrical connections to the lamp holder lead wires by employing applicable connectors.
- Suitable for use in wet locations when used in an outdoor-rated fixture only. Not for use where directly exposed to the weather or water.
- Complies with Part 15 of FCC. Operation is subject to the following two conditions: (1) This device may not cause harmful interference, and (2) This device must accept any interference received including interference that may cause undesired operation.
- Suitable for use in “TYPE IC” or “TYPE NON-IC” Luminaires.

Retrofit Instructions

1. Read all warnings on previous page before continuing with this section
2. Ensure fixture is 100-240VAC
3. Make sure power is turned off at the source.
4. Remove lens if applicable, remove cover and fluorescent tubes
5. Ensure the fixture to be retrofitted has non-shunted Bi-Pin lamp holders that have not been jumpered (See Fig. 1)



Fig. 1

6. Cut all wires that connect the ballast. Properly discard ballast and cut wires away from lamp holders (See Fig. 2)

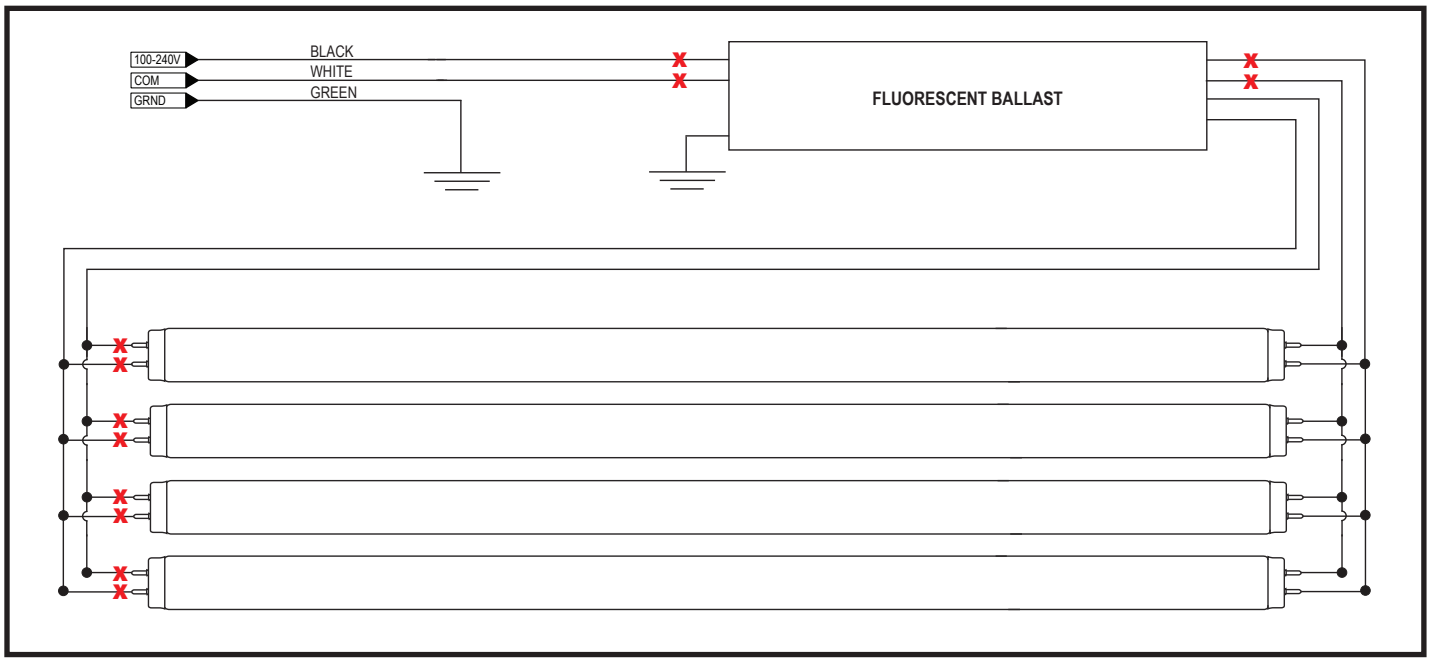

Fig. 2

7. If necessary, replace lamp holders at power end with non-shunted lamp holders. (See Fig. 1)

8. Connect Live (L) and Neutral (N) from power source to non-shunted lamp holder input (See Fig. 3)



Fig. 3

9. If installing a single tube refer to Wiring Diagram 1 and go to step 13. If connecting multiple lamps, continue reading.

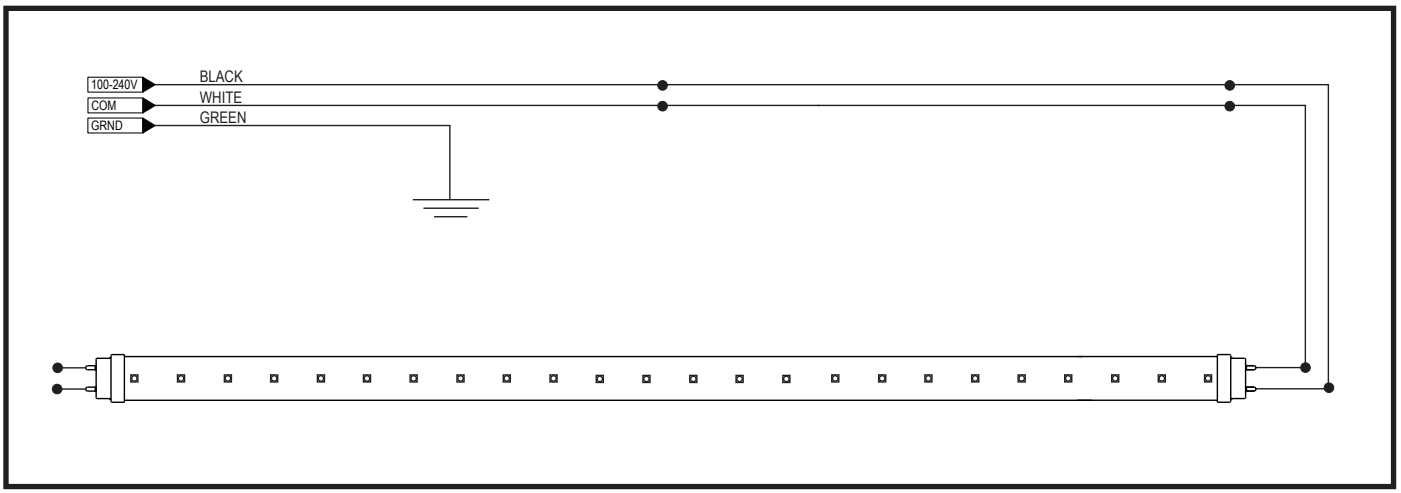

Wiring Diagram 1

10. Connect separate hot wire into “Hot Out” from primary source lamp holder and connect that wire into “Hot In” on the adjacent tube.

11. Connect separate neutral wire into “Neutral Out” from primary source lamp holder and connect that wire into “Neutral In” on the adjacent tube.

12. Continue this process for additional lamps, refer to Wiring Diagram 2

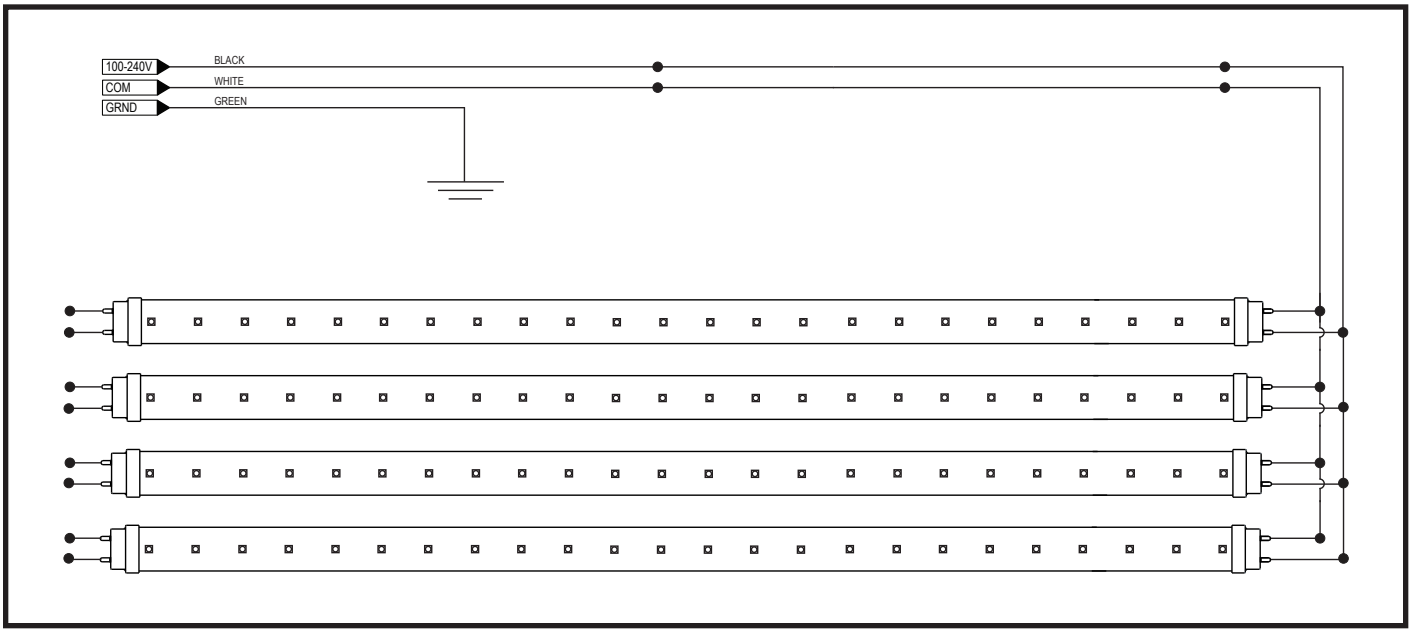

Wiring Diagram 2

13. This lamp is powered on one end only; the end that is labeled is the powered end (See Fig. 4). Do not wire opposite end of lamp holder.

Fig. 4

14. Upon completion of retrofit before installing the lamp(s) apply the appropriate included label shown in Fig. 5 to the retrofit luminaire where readily visible by the user during normal maintenance including re-lamping.

L9T8/BLB Lamp	**L15T8/BLB Lamp**
This luminaire has been modified and can no longer operate the original intended lamp. Replace with this retrofit UV LED lamp, Item# L9T8/BLB. For questions or order inquiries contact Wildfire, Inc. (310) 755-6780 or visit wildfirefx.com.	This luminaire has been modified and can no longer operate the original intended lamp. Replace with this retrofit UV LED lamp, Item# L15T8/BLB. For questions or order inquiries contact Wildfire, Inc. (310) 755-6780 or visit wildfirefx.com.

Fig. 5

15. Install the lamp(s) into the fixture with the labeled end into the wired lamp holder

Wildfire Lighting Three Year Limited Warranty

Wildfire Lighting warrants to the original owner or retail customer, that for a period of three years from the date of delivery of any Wildfire Fixture; whether used in a portable or permanent installation, such fixtures will be free from defects in material and workmanship under normal use and conditions.

Warranty does not cover any product or part of a product that has been subjected to accident, negligence, alteration, abuse or misuse and excludes any accessories or parts not supplied by Wildfire. Warranty does not cover expendable parts such as fuses, lamps, glass or any components warranted directly to the owner by the original manufacturer. This warranty does not extend to products not manufactured by Wildfire.

Wildfire's responsibility under this warranty shall be to repair or replace at Wildfire's discretion such parts as determined to be defective upon Wildfire's inspection. Wildfire will not assume any responsibility for any labor expended or materials used to repair any equipment without Wildfire's prior written authorization.

Wildfire, Inc. shall not be responsible for any incidental, general or consequential damages to property, damage for loss of use, time profits or income, or any other charges.

The owners' obligation during the warranty period is to notify Wildfire of any suspected defect, to obtain a return authorization number, and to return the product freight and insurance prepaid to the following address:

Wildfire Lighting 2908 Oregon Court Suite G1, Torrance, CA 90503
(800) 937-8065 (310) 755-6780

Collect shipments for freight allowances or shipments without return authorization numbers will not be accepted.

THIS WARRANTY IS EXPRESSLY IN LIEU OF ANY AND ALL OTHER WARRANTIES EXPRESSED OR IMPLIED INCLUDING THE WARRANTIES OF MERCHANTABILITY AND FITNESS FOR A PARTICULAR PURPOSE AND ALL OTHER OBLIGATIONS AND LIABILITIES ON WILDFIRE'S PART. THERE ARE NO WARRANTIES WHICH EXTEND BEYOND THE DESCRIPTION ON THE FACE HEREOF. THE OWNER ACKNOWLEDGES THAT NO OTHER REPRESENTATIONS WERE MADE TO HIM WITH RESPECT TO THE QUALITY AND FUNCTION OF THE GOODS SOLD.

This written warranty is intended as a complete and exclusive statement of the terms thereof. Prior dealings or trade usage shall not be relevant to modify, explain or vary this warranty. Acceptance of, or acquiescing in, a course of performance under this warranty shall not modify the meaning of their agreement even though either party has knowledge of the performance and a chance to object.

This limited warranty gives you specific legal rights and you may also have other rights which vary from state to state. If any action or preceding results from this warranty, the prevailing party will be entitled to all costs and attorney fees incurred in defending or prosecuting such actions.

2908 Oregon Ct. Suite G1, Torrance, CA 90503
P: 310-755-6780 800-937-8065 F: 310-755-6781
wildfirelighting.com mail@wildfirelighting.com

© 2018 Wildfire, Inc.

215-036-03